



# 2008-2009 GMT Quarterly Report for District (or Undistricted) **District 50**



GMT: **PAT DIMOND**

Location: **HAWAII**

GMT CA: **1 & 2**

## CLUBS

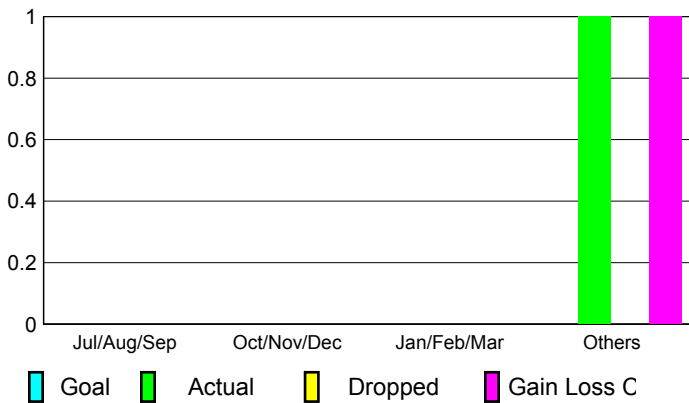
### Club Results 2008-2009

### Clubs 2007-2008

Month	New Club Goal	Actual New Clubs	Actual Dropped Clubs	Gain/Loss of Clubs	Gain/Loss of Clubs
Jul/Aug/Sep	0	0	0	0	0
Oct/Nov/Dec	0	0	0	0	0
Jan/Feb/Mar	0	0	0	0	0
Apr/May/June	0	1	0	1	2
<b>Totals</b>	<b>0</b>	<b>1</b>	<b>0</b>	<b>1</b>	<b>2</b>


### Club Results 2008-2009

Goal, New, Dropped, Gain/Loss



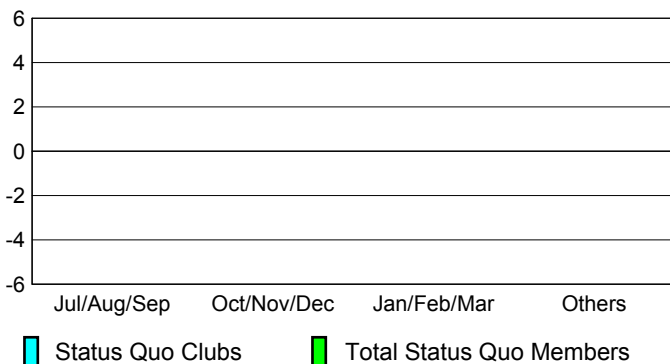
### Comparison of Club Gain/Loss

Current Year Compared to the Previous Year



### YTD Status Quo Clubs 2008-2009

Status Quo Clubs Compared to Status Quo Members



## MEMBERSHIP

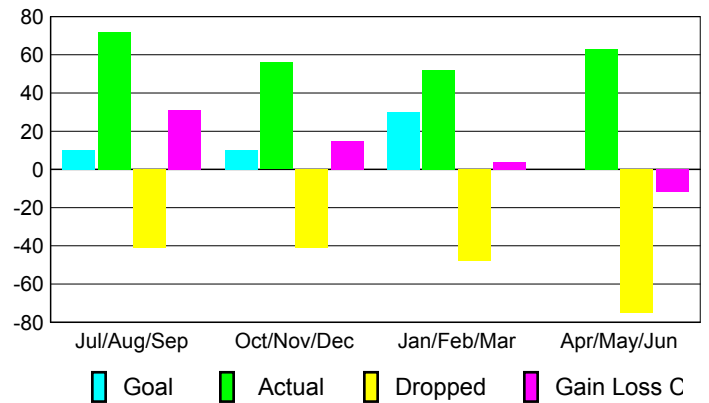
### Membership Results 2008-2009

### Membership 2007-2008

Month	Net Memb Goal	Actual New Memb	Actual Dropped Memb	Gain/Loss of Memb	Gain/Loss of Memb
Jul/Aug/Sep	10	72	-41	31	0
Oct/Nov/Dec	10	56	-41	15	33
Jan/Feb/Mar	30	52	-48	4	11
Apr/May/June	0	63	-75	-12	8
<b>Totals</b>	<b>50</b>	<b>243</b>	<b>-205</b>	<b>38</b>	<b>52</b>

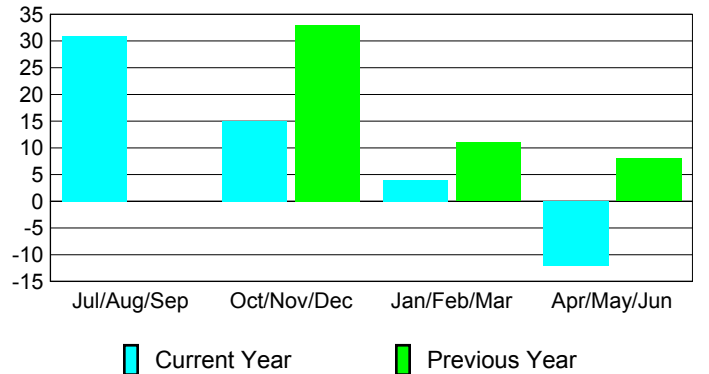
### Membership Results 2008-2009

Goal, New, Dropped, Gain/Loss

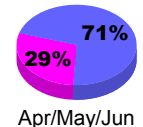
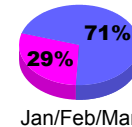
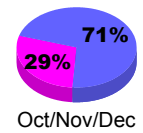
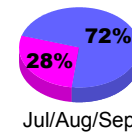


### Comparison of Membership Gain/Loss

Current Year Compared to the Previous Year



### Gender Comparison 2008-2009



Male

Female